

Youth Tobacco Use

Key Findings

The 2005 health assessment identified that 19% of Sandusky County youth (ages 12-18) were smokers increasing to 27% of those who were 17-18 years. Overall, 4% of Sandusky County youth indicated they had used chewing tobacco in the past month, while 13% of current smokers indicated the use of smokeless tobacco products. Of those high school youth who currently smoke, 57% had tried to quit.

Youth Tobacco Use

- ◆ The 2003 YRBS reports that 58% of youth in the U.S. had tried cigarette smoking and the 2005 health assessment indicated that 44% of Sandusky County youth had done the same. In 2005, 19% of Sandusky County youth were current smokers, having smoked at some time in the past 30 days. Over one-quarter (27%) of 17-18 year olds were current smokers compared to 7% of 12-13 year olds.
- ◆ Of those who smoke, 31% did so every day in the past month, while 35% did so only 1-2 days in the past month.
- ◆ Of those who smoke, 41% smoked 2-5 cigarettes per day, and 26% smoked less than 1 cigarette per day.
- ◆ 13% of youth smoked cigarettes daily, that is, at least one cigarette every day for 30 days.
- ◆ One-quarter (25%) of youth smokers asked someone else to buy them cigarettes, 40% borrowed them from someone else, and 22% bought them from a store or gas station.
- ◆ Of those high school youth who bought or tried to buy cigarettes in the past 30 days, 42% were asked to show proof of age.
- ◆ 7% of high school youth smoked cigarettes on school property.
- ◆ In the past 30 days, 4% of Sandusky County youth used chewing tobacco or snuff (U.S. 7%, 2003 YRBS). 3% of youth had used chewing tobacco or snuff on school property. 13% of current youth smokers had used chewing tobacco or snuff in the past 30 days.
- ◆ 10% of youth had smoked cigars, cigarillos, or little cigars in the past 30 days, increasing to 18% of those 17 and older and 16% of males.
- ◆ Over half (57%) of Sandusky County youth smokers had tried to quit smoking in the past year.

2003 NW Ohio Strategic Alliance for Tobacco Control Youth Opinions Survey

- ◆ From February through May, over 5,000 NW Ohio youth in grades 4-12 were surveyed at school concerning their opinions about tobacco use.
- ◆ 312 Sandusky County youth were surveyed from several schools.
- ◆ The results of these surveys provided baseline tobacco use information for the Alliance.
- ◆ The funding for these surveys was part of the community grant awarded to the Alliance from the Ohio Tobacco Use Prevention and Control Foundation to implement a comprehensive tobacco control plan for NW Ohio.

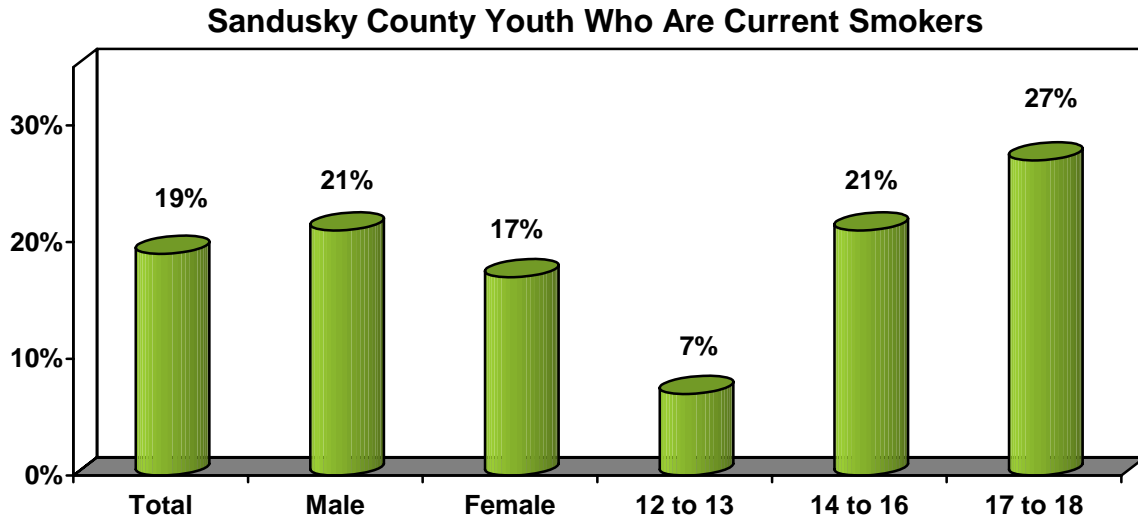
Sandusky County Youth Tobacco Opinions from the 2003 NW Ohio Strategic Alliance for Tobacco Control Data Collection

The tobacco opinions of Sandusky County youth in grades 4-12 indicate:

- ◆ 12% of the students said they would smoke a cigarette if a friend offered it to them today.
- ◆ 12% believed they would probably or definitely smoke a cigarette sometime in the next three months.
- ◆ 35% of Sandusky County youth indicated they live in a household with someone who smokes.
- ◆ 54% of the students were in a room with someone smoking in the past week.
- ◆ 87% of students believed that smoking should be banned on school property.
- ◆ 94% of the youth surveyed believed tobacco use is addictive.
- ◆ 97% believed secondhand smoke is harmful.

Youth Tobacco Use

The following graph shows the percentage of Sandusky County youth who smoke cigarettes. Examples of how to interpret the information include: 19% of all Sandusky County youth were current smokers, 21% of males smoked, and 17% of females were current smokers. The table shows differences in specific behaviors between current smokers and non-current smokers (nonsmokers).



Current smokers are those who have smoked at any time during the past 30 days.

Behaviors of Sandusky High School Youth

Current Smokers vs. Non-Current Smokers

Youth Behaviors	Current Smoker	Non-Current Smoker
Have been in a physical fight in the past 12 months	45%	17%
Have seriously considered attempting suicide in the past 12 months	27%	8%
Have had at least one drink of alcohol in the past 30 days	75%	35%
Have used marijuana in the past 30 days	52%	7%

Current smokers are those youth surveyed who have self-reported smoking at any time during the past 30 days.

Sandusky County Youth Opinions About Tobacco

In early 2003, 312 Sandusky County students from grades 4-12 were asked about their opinions about tobacco and their tobacco use. The remaining pages of this section summarize their responses. When appropriate, results were trended with the Northwest Ohio region, which contained 16 counties and included Sandusky County.

2003 Tobacco Use in Past 30 Days*

- ❖ NW Ohio: 18%
- ❖ Sandusky County: 15%
- ❖ 4th-6th graders: 1%
- ❖ 7th-9th graders: 15%
- ❖ 10th-12th graders: 29%
- ❖ Males: 18%
- ❖ Females: 11%

**Includes students who used cigarettes, specialty cigarettes, smokeless tobacco, and cigars.*

Societal Issues

- ◆ Approximately 35% of Sandusky County students lived with someone who smoked cigarettes.
- ◆ About 12% said that young people who smoke had more friends. Almost one-third (27%) said that one or more of their closest friends smoked cigarettes, and 13% had friends who use smokeless tobacco.
- ◆ Approximately half (51%) were taught about the dangers of tobacco use at school, and only 13% participated in a community smoking cessation activity.
- ◆ Just over half (54%) had seen commercials daily or more often about the dangers of smoking in the past 30 days.
- ◆ About 74% said that they had seen actors using tobacco most or some of the time when they had gone to the movies or watched television.

Opinions Concerning Tobacco

- ◆ In 2003, 12% of Sandusky County students thought they would probably or definitely smoke a cigarette during the next three months, and 12% would accept a cigarette from a friend if offered one. These percentages increased to 20% of 10th-12th graders.
- ◆ Most of the respondents said that their friends, family, and peers would disapprove if they smoked today. Less than 5% said friends and peers would approve of their smoking.
- ◆ Approximately 85-90% said that schools should offer smoking cessation programs and should not allow smoking on school property. 10th-12th graders (75%) were least in favor of school interventions.
- ◆ Most (94%) Sandusky County students believed that tobacco was addictive.
- ◆ About 11% said it was okay to smoke for a year or two as long as you quit after that.
- ◆ Nearly half (43%) believed that adults exaggerated the health risks of smoking.

Secondhand Smoke

- ◆ About half (54%) of Sandusky County youth had been in a room with someone who was smoking cigarettes in the past week, and 33% had ridden in a car with a smoker.
- ◆ Nearly all (97%) believed that secondhand smoke was harmful.

The following Sandusky County groups were more likely to have positive opinions about tobacco and to be tobacco users:

- ❖ 10th-12th graders
- ❖ Those who lived with someone who smoked
- ❖ Those who did not often attend religious services
- ❖ Those who averaged C-F grades in school
- ❖ Those who had a poor self-image

Sandusky County Youth Cigarette Use

Prevalence Issues

- ◆ 1 out of 5 (20%) Sandusky County students were offered a cigarette in the past 30 days, increasing to 31% among 10th-12th graders.
- ◆ Nearly one-third, (31%) had tried cigarettes in the past, and 13% were current cigarette smokers. These percentages increased to 53% trying and 24% current smokers among 10th-12th graders.
- ◆ Most (87%) Sandusky County youth tobacco users smoked cigarettes. The remainder used smokeless tobacco, specialty cigarettes, or cigars.

Cigarette Use Behaviors

- ◆ About half of Sandusky County student smokers started smoking before age 13.
- ◆ One-third of those who tried cigarettes had only tried a few puffs and one-third were heavy smokers who had smoked over 100 cigarettes. This equated to 9% of all Sandusky County students who had tried a few puffs, and 8% who were heavy smokers.
- ◆ Approximately 9% had been daily smokers, increasing to 19% among 10th-12th graders.
- ◆ Few students (2%) had smoked flavored cigarettes, bidis, clove cigarettes, or Liquid Dreams in the past 30 days.
- ◆ About 7% of all students smoked at least two cigarettes per day on average. This figure increased to 17% among 10th-12th graders.
- ◆ Most student smokers (7% of all Sandusky County students) smoked Marlboros. About 5% smoked menthol cigarettes.
- ◆ About one-fifth of those who smoked (2% of all students) bought their cigarettes at a store or gas station. None of the 4th-9th graders purchased cigarettes at a store. About 2% of all youth had tried to buy cigarettes and were not asked to show proof of age.
- ◆ About 4% of students smoked cigarettes on school property in the past 30 days.
- ◆ One-third of student smokers (10% of all students) had a cigarette during the past week.

Addiction Statistics:

- ❖ Half of youth smokers felt they needed a cigarette at least once every three hours, and half smoked within an hour of waking up in the morning (approximately 6% of all youth).
- ❖ Approximately 3% of students found it difficult not to smoke in places they shouldn't.
- ❖ About 8% still smoked cigarettes even when so ill that they were in bed most of the day.

Sandusky County Tobacco Use

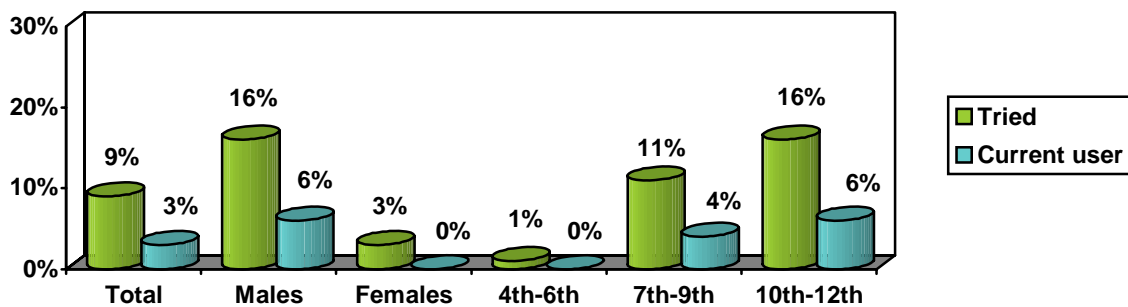
Smoking Cessation

- ◆ About a third of current smokers (4% of all Sandusky County students) indicated they would like to quit smoking, but only 2% had participated in a smoking cessation program and 1% had asked for their physician’s help to quit smoking.
- ◆ 2% of all Sandusky County youth believed they would definitely or probably not be able to quit smoking if they wanted to.
- ◆ Nearly 1 out of 10 students (7%) had attempted to quit smoking in the past 12 months, and most (4%) had tried three or more times. Most did not maintain their non-smoking status more than a month.

Smokeless Tobacco

- ◆ 1 out of 10 (9%) Sandusky County students had tried smokeless tobacco. About 3% were currently using smokeless tobacco.
- ◆ About 2% had used smokeless tobacco on school property in the past 30 days.
- ◆ One-third of current users (or 1% of all students) bought their smokeless tobacco at a store or gas station.

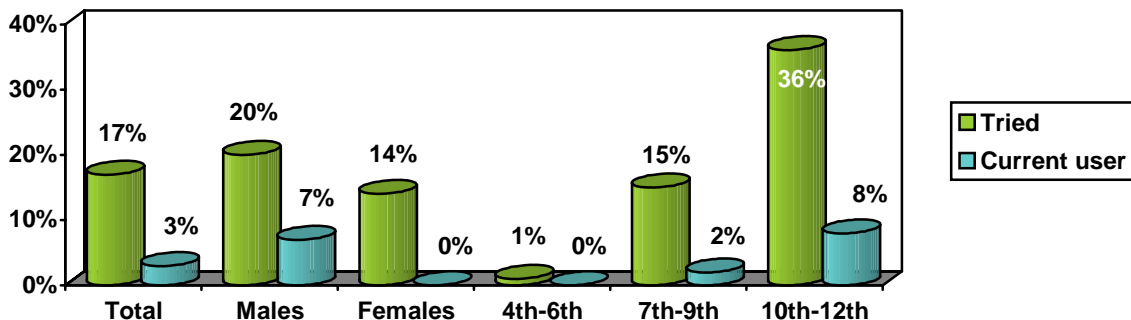
Sandusky County Youth Smokeless Tobacco Use



Cigars

- ◆ Less than 1 out of 5 (17%) Sandusky County students had tried cigars or cigarillos, increasing to 36% among 10th-12th graders. About 3% were current users.
- ◆ Most cigar smokers (12% of all students) had their first cigar at age 13 or older.
- ◆ One-third of the current users (or 1% of all students) bought their cigars at a store or gas station.

Sandusky County Youth Cigar Use



Sandusky County Comparative Data

The following table shows the 2003 NW Ohio Strategic Alliance for Tobacco Control data collection results for Sandusky County in comparison to the 16-county Northwest Ohio region on a series of selected issues. Issues where Sandusky County youth were statistically lower than the region were shown in **bold**.

Issue	Sandusky County	NW Ohio
Student was living in a household with a smoker	35%	46%
Student definitely or probably would smoke a cigarette in the next three months	12%	13%
Student definitely or probably would be smoking cigarettes five years from now	10%	11%
Student would smoke a cigarette if a friend offered it today	12%	14%
Student thought schools should offer smoking cessation programs	85%	82%
Student thought smoking should be banned on school property	87%	85%
Student had discussed the dangers of smoking with parents often or very often in past 12 mos.	13%	17%
Student believed tobacco is addictive	94%	94%
Student was taught about the dangers of tobacco use at school during past year	51%	49%
Student had participated in a smoking cessation program	2%	2%
Student was in a room with someone smoking in the past week	54%	58%
Student believed secondhand smoke was harmful	97%	95%
Students had tried cigarette smoking	31%	35%
Student had smoked cigarettes in past 30 days	13%	14%
Student smoked an average of 11 or more cigarettes per day	2%	2%
Student had tried to quit smoking in past 12 months	7%	9%
Student had tried smokeless tobacco	9%	10%
Student had used smokeless tobacco in past 30 days	3%	4%
Student had tried cigars	17%	20%
Student had used cigars in past 30 days	3%	9%
Student had participated in community activity to discourage tobacco use	13%	12%